

NaavaBond™ Topical Skin Adhesive

Instructions For Use

REF NB100**DESCRIPTION**

NaavaBond™ Topical Skin Adhesive is a sterile, liquid topical skin closure product composed of a methylidene malonate monomer formulation and the colorant D&C Green #6. It is provided in a single-use application device, packaged in a foil pouch. The applicator is comprised of a crushable glass ampoule contained within a plastic tube attached to an applicator tip and handle. NaavaBond™ is applied to the skin as a liquid which polymerizes to form a solid film that bonds approximated wound edges within minutes. *In vitro* studies have shown that NaavaBond™ acts as a bacterial barrier as long as the adhesive film remains intact. See DIRECTIONS FOR USE.

INDICATIONS

NaavaBond™ Topical Skin Adhesive is intended for topical use only, to hold together the skin edges of incisions and lacerations that are under minimal tension and easily approximated. Where significant tension exists on incisions or lacerations, NaavaBond™ Topical Skin Adhesive should be used in conjunction with deep dermal stitches.

CONTRAINDICATIONS

- Do not use on wounds with evidence of microbial, bacterial, or fungal infection, gangrene, or decubitus etiology.
- Do not use on mucosal surfaces or across mucocutaneous junctions (e.g., oral cavity, lips), or on skin which may be regularly exposed to body fluids or with dense natural hair (e.g., scalp).
- Do not apply internally, inject intravascularly, or ingest.

WARNINGS

- NaavaBond™ Topical Skin Adhesive product is comprised of a fast-setting adhesive capable of adhering to most body tissues and many other materials, such as surgical gloves and stainless steel. Unintentional contact with any body tissue, and any surfaces or equipment that are not disposable or that cannot be easily cleaned with a solvent such as acetone should be avoided.
- Polymerization of NaavaBond™ Topical Skin Adhesive may be accelerated by the presence of water or fluids containing alcohol. NaavaBond™ Topical Skin Adhesive must be applied only to a clean, dry wound surface with excess moisture gently removed prior to application to ensure optimal adhesion.
- NaavaBond™ Topical Skin Adhesive will not adhere to skin pre-coated with petroleum jelly. Therefore, avoid using petroleum jelly on any skin area where NaavaBond™ Topical Skin Adhesive is intended for use.
- NaavaBond™ Topical Skin Adhesive should not be applied to the eye. If contact with the eye occurs, flush the eye copiously with saline or water. If residual adhesive remains, apply an appropriate topical ophthalmic ointment to help loosen the bond and contact an ophthalmologist.

- When closing facial wounds near the eye using NaavaBond™ Topical Skin Adhesive, situate the patient so that any flow of the adhesive is away from the eye. The eye should be closed and protected with gauze. Placement of petroleum jelly near the eye can be effective at preventing inadvertent flow of the adhesive into the eye. Use of liquid adhesives near the eye can inadvertently cause some patients' eyelids to be sealed shut. In some of these cases, general anesthesia and surgical intervention may be needed to open the eyelid.
- NaavaBond™ Topical Skin Adhesive should not be used internally or below the skin. Polymerized material may not be absorbed by tissue and may elicit a foreign body reaction. Use below the skin has not been evaluated.
- Avoid excessive pressure of the applicator tip against wound area or surrounding skin. This can force the wound edges apart and allow adhesive to seep into the wound. NaavaBond™ Topical Skin Adhesive should be applied with a light brushing motion of the applicator tip over the approximated wound edges.
- NaavaBond™ Topical Skin Adhesive in areas of high skin tension (e.g. elbows, knees, and knuckles) must include appropriate tension-relieving measures as needed for immobilization, or additional support of a device (such as sutures) to relieve tension, as determined by the clinician.
- Wounds treated with NaavaBond™ Topical Skin Adhesive should be monitored for signs of infection. Wounds with signs of infection, such as edema, erythema, warmth, pain, and purulent exudate, should be evaluated and treated according to standard practice for infection.
- NaavaBond™ Topical Skin Adhesive should not be used on wound areas that will be subjected to repeated or prolonged moisture or friction. See *Patient Instructions*
- NaavaBond™ Topical Skin Adhesive should only be used after wounds have been thoroughly cleaned, debrided, and are otherwise treated in accordance with standard surgical practices. Local anesthetic may be used when necessary to assure sufficient cleansing and debridement.
- NaavaBond™ Topical Skin Adhesive polymerizes via an exothermic reaction in which a small amount of heat is released. Application of NaavaBond™ in one thin, continuous layer onto a dry wound, allowing time for polymerization, will minimize the warm sensation.
- NaavaBond™ Topical Skin Adhesive is packaged for single patient use. Discard any unused material after each wound closure procedure.
- Do not resterilize NaavaBond™ Topical Skin Adhesive.
- Do not place NaavaBond™ Topical Skin Adhesive in a pack, tray, or kit that will be sterilized prior to use. Exposure of sterilized NaavaBond™ Topical Skin Adhesive to excessive heat (as in autoclaves or ethylene oxide sterilization) or radiation (such as gamma or electron beam) will increase its viscosity and may render the product unusable.

PRECAUTIONS

- NaavaBond™ Topical Skin Adhesive is intended for external dermal application only.
- The safety and effectiveness of NaavaBond™ Topical Skin Adhesive on animal or human bites, puncture wounds, or stab wounds have not been evaluated.

- The safety and effectiveness of NaavaBond™ Topical Skin Adhesive on wounds of patients with peripheral vascular disease, insulin dependent diabetes mellitus, blood clotting disorders, personal or family history of keloid formation or hypertrophy, burst stellate lacerations, or HIV have not been evaluated.
- The safety and effectiveness of NaavaBond™ Topical Skin Adhesive used to treat wounds that have been closed and subsequently been exposed to direct sunlight or tanning lamps for prolonged periods have not been evaluated.
- Prior to application, the wound site should be cleansed thoroughly to remove any topical medications/anesthetics that may interfere with proper bonding and adhesion.
- Do not apply liquid, ointment, or cream medications to the wound after closure with NaavaBond™ Topical Skin Adhesive, as these substances may weaken the polymerized film or interfere with adhesion to the skin surface possibly leading to wound dehiscence.
- The permeability of NaavaBond™ Topical Skin Adhesive to fluids has not been studied.
- NaavaBond™ Topical Skin Adhesive is a viscous liquid prior to polymerization. In order to prevent inadvertent flow of the adhesive to unintended areas, the wound should be placed in a horizontal position. With the wound site as horizontal as possible, NaavaBond™ Topical Skin Adhesive should be applied from above. NaavaBond™ Topical Skin Adhesive should be applied as a thin film to prevent flow of the excess adhesive to unintended areas.
- When preparing the product for use, hold the applicator away from yourself and the patient to prevent inadvertent contact of the adhesive with the user or patient. Using the product handle, crush the ampoule one time only. Repeated attempts to crush the contents of the applicator tube may cause glass shard penetration of the outer tube.
- NaavaBond™ Topical Skin Adhesive should be used immediately after crushing the internal ampoule because the adhesive will polymerize in the applicator, rendering the device unusable.
- If unintended bonding of intact skin with NaavaBond™ Topical Skin Adhesive occurs, removal may be accomplished by using acetone or petroleum jelly. Other agents, such as warm water or saline, may not remove the adhesive but may loosen edges so that the adhesive can be peeled off. Peel the adhesive off gently. Do not pull skin apart.

POTENTIAL ADVERSE REACTIONS

Clinical use of topical skin adhesives has suggested that the following adverse events may occur:

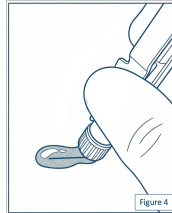
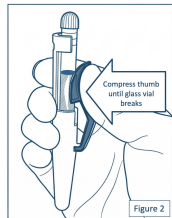
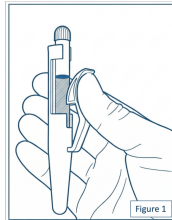
- wound dehiscence
- infection
- acute inflammation including erythema, edema, pain, warmth and drainage
- bonding to unintended tissues such as the eye
- thermal discomfort during polymerization
- allergic reaction
- foreign body reaction
- chronic non-healing of a wound

DIRECTIONS FOR USE

1. The wound site should be completely cleaned before using NaavaBond™ Topical Skin Adhesive. Standard surgical practices for wound preparation should be used before application of the product including cleansing, irrigation, debridement, and achievement of hemostasis. There should be low tension on the wound edges. Additional wound support may be provided by using deep dermal sutures.
2. Dry the wound area using sterile gauze. Moisture may accelerate the polymerization of NaavaBond™ Topical Skin Adhesive and may affect wound closure results.
3. To prevent inadvertent flow of liquid NaavaBond™ Topical Skin Adhesive to unintended areas of the body, the patient's wound area should be maintained in a horizontal position, and the adhesive should be applied from above the wound.
4. NaavaBond™ Topical Skin Adhesive should be used immediately after crushing the internal ampoule because the adhesive will polymerize in the applicator, rendering the device unusable.

ADHESIVE APPLICATOR PREPARATION & ACTIVATION

5. With gloved hands, remove the applicator device from the packaging using a tearing action to open the foil pouch.
6. Hold the applicator away from the user and the patient to prevent inadvertent contact of the adhesive with the user or patient.
7. Hold the applicator with the **tip facing upwards (Figure 1)**.
8. **Apply pressure to the handle, squeezing firmly until the inner glass ampoule is crushed (Figure 2)**. Do not attempt to crush the ampoule by placing fingers directly on the plastic tube.
9. **Invert the applicator and position the tip close to and above the treatment site.**
10. **Gently squeeze the applicator handle and maintain pressure** while observing the blue liquid adhesive travel through the tip toward the filter (Figure 3).
11. Once the blue adhesive is observed passing through the filter within the tip, **release the pressure**.



ADHESIVE APPLICATION INSTRUCTIONS

12. **To dispense adhesive, gently squeeze the applicator handle, maintaining pressure, while applying the adhesive to the treatment site (Figure 4). Release pressure when dispensing is not required.** Additional adhesive may be dispensed by squeezing the applicator again, maintaining pressure, as needed.
13. If necessary, approximate the wound edges using either gloved fingers or sterile forceps.
14. Slowly **apply the liquid NaavaBond™ Topical Skin Adhesive in one continuous and uniform layer** to the surface of the approximated

wound edges using a gentle brushing motion. Avoid the formation of drips, runs, droplets or any non-uniformities of excess adhesive.

15. The adhesive should cover a target area of **approximately 0.5cm on each side of the wound**. The patient may experience a warming sensation as the adhesive cures.
16. Manual **tissue approximation should be maintained for two minutes**, particularly if the wound appears to be under tension. The adhesive may remain "tacky" for up to four minutes.
17. Full apposition strength is expected to be achieved within minutes after the adhesive is applied. Complete polymerization is expected when the NaavaBond™ Topical Skin Adhesive layer is no longer tacky.

POST-APPLICATION INSTRUCTIONS

18. Do not apply liquid or ointment medications onto wounds closed with NaavaBond™ Topical Skin Adhesive. These substances may weaken the polymerized film, leading to wound edge separation and/or dehiscence.
19. Bandages or dry protective dressings, such as gauze, may be applied only after the NaavaBond™ Topical Skin Adhesive film is completely polymerized and not tacky to the touch. If a dressing or bandage is applied before polymerization is complete, the dressing or bandage can adhere to the film. The film can then be disrupted from the skin when the dressing is removed, possibly causing wound dehiscence.
20. Dry protective dressings should be applied for children or other patients who may not be able to follow instructions for proper wound care.
21. Patients should be provided instructions on how to care for the wound after closure with NaavaBond™ Topical Skin Adhesive. See PATIENT INSTRUCTIONS. The instructions should be reviewed with each patient or guardian to assure understanding of the proper care for the wound site.
22. Patients should be instructed that the polymerized film of NaavaBond™ Topical Skin Adhesive will slough off naturally (usually in 5–10 days depending on skin type and activity level). Until the adhesive falls off, there should be only brief wetting of the treatment site. The site should not be scrubbed, soaked, or exposed to prolonged wetness until after the film has sloughed naturally and the physician has determined that the wound is adequately healed. As directed by their physician, patients may immediately shower or bathe the site gently. Patients should be instructed not to swim during this period.
23. If removal of NaavaBond™ Topical Skin Adhesive is necessary for any reason, carefully apply petroleum jelly or acetone to the film to help loosen the bond. Peel, do not pull, the film off.

PATIENT INSTRUCTIONS

No additional or special care is needed for wounds closed using NaavaBond™ Topical Skin Adhesive. However, it is recommended that the following information be shared with the patient as necessary. A dry protective dressing should be applied for children or other patients who may not be able to follow these instructions for proper wound care.

- Do not pull or pick at the wound or polymerized film of NaavaBond™ Topical Skin Adhesive. Picking at the film can disrupt adhesion to the skin and cause dehiscence of the wound.
- Avoid exposure of the wound site to direct sunlight and do not use tanning beds or lights while the adhesive film is intact.

- Light showering or bathing is permitted. However, do not scrub, soak, or expose the treated wound site to prolonged wetness (including swimming) or excessive rubbing with towels until after the film has sloughed off naturally (usually in 5-10 days) and your physician has determined that the wound is adequately healed.
- Do not apply liquid or ointment medications onto wounds closed with NaavaBond™ Topical Skin Adhesive. These substances may weaken the polymerized film, leading to wound edge separation and/or dehiscence (splitting open).
- Report any discomfort or other concerns regarding your wound to your doctor.

HOW SUPPLIED

NaavaBond™ Topical Skin Adhesive is supplied sterile, in a prefilled, single use applicator. The applicator is comprised of a crushable glass ampoule contained within a plastic tube with attached applicator tip and handle. The applicator contains 0.9ml of liquid adhesive and is packaged in a foil pouch to maintain the sterility of the product until opened. Do not use NaavaBond™ Topical Skin Adhesive if the package is damaged.

STORAGE

The recommended storage conditions for NaavaBond™ Topical Skin Adhesive are: below 30°C, 86°F, away from moisture, direct heat, and direct light. Avoid prolonged exposure to elevated temperatures. NaavaBond™ Topical Skin Adhesive should always be stored in its original packaging. Do not use the product after its expiration date.

STERILITY

NaavaBond™ Topical Skin Adhesive is terminally sterilized by gamma irradiation. Do not re-sterilize. Do not use if packaging is opened or damaged. Discard any unused or opened material following completion of medical procedure.

STERILE SINGLE USE ONLY

CAUTION

Federal law restricts this device to sale by or on the order of a physician. For product assistance or to report an adverse event call (833) 678-6331.



NaavaBond™ is a trademark of NaavaCare, LLC

